

## Chapter 05

# Computer Arithmetic

Computer Fundamentals - Pradeep K. Sinha & Priti Sinha

Computer Fundamentals: Pradeep K. Sinha & Priti Sinha

## Learning Objectives





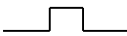

**In this chapter you will learn about:**

- § Reasons for using binary instead of decimal numbers
- § Basic arithmetic operations using binary numbers
  - § Addition (+)
  - § Subtraction (-)
  - § Multiplication (\*)
  - § Division (/)

## Binary over Decimal

- § Information is handled in a computer by electronic/ electrical components
- § Electronic components operate in binary mode (can only indicate two states – on (1) or off (0))
- § Binary number system has only two digits (0 and 1), and is suitable for expressing two possible states
- § In binary system, computer circuits only have to handle two binary digits rather than ten decimal digits causing:
  - § Simpler internal circuit design
  - § Less expensive
  - § More reliable circuits
- § Arithmetic rules/processes possible with binary numbers

## Examples of a Few Devices that work in Binary Mode

Binary State	On (1)	Off (0)
Bulb		
Switch		
Circuit Pulse		

## Binary Arithmetic

- § Binary arithmetic is simple to learn as binary number system has only two digits – 0 and 1
  
- § Following slides show rules and example for the four basic arithmetic operations using binary numbers

## Binary Addition

Rule for binary addition is as follows:

$$0 + 0 = 0$$

$$0 + 1 = 1$$

$$1 + 0 = 1$$

$$1 + 1 = 0 \text{ plus a carry of 1 to next higher column}$$

## Binary Addition (Example 1)

### Example

Add binary numbers 10011 and 1001 in both decimal and binary form

### Solution

Binary	Decimal
carry 11	carry 1
10011	19
+1001	+9
<hr/>	<hr/>
11100	28
<hr/>	<hr/>

In this example, carry are generated for first and second columns

## Binary Addition (Example 2)

### Example

Add binary numbers 100111 and 11011 in both decimal and binary form

### Solution

Binary	Decimal
carry 11111	carry 1
100111	39
+11011	+27
<hr/>	<hr/>
1000010	66
<hr/>	<hr/>

The addition of three 1s can be broken up into two steps. First, we add only two 1s giving 10 ( $1 + 1 = 10$ ). The third 1 is now added to this result to obtain 11 (a 1 sum with a 1 carry). Hence,  $1 + 1 + 1 = 1$ , plus a carry of 1 to next higher column.

## Binary Subtraction

Rule for binary subtraction is as follows:

$$0 - 0 = 0$$

$$0 - 1 = 1 \text{ with a borrow from the next column}$$

$$1 - 0 = 1$$

$$1 - 1 = 0$$

## Binary Subtraction (Example)

**Example**

Subtract  $01110_2$  from  $10101_2$

**Solution**

$$\begin{array}{r} \left. \begin{array}{l} 12 \\ 0202 \end{array} \right\} \\ 10101 \\ -01110 \\ \hline 00111 \\ \hline \end{array}$$

Note: Go through explanation given in the book



## Complement of a Number (Example 2)

### Example

Find the complement of  $6_8$

### Solution

Since the number has 1 digit and the value of base is 8,

$$(\text{Base})^n - 1 = 8^1 - 1 = 7_{10} = 7_8$$

$$\text{Now } 7_8 - 6_8 = 1_8$$

Hence, complement of  $6_8 = 1_8$

## Complement of a Binary Number

Complement of a binary number can be obtained by transforming all its 0's to 1's and all its 1's to 0's

### Example

Complement of 1 0 1 1 0 1 0 is

1	0	1	1	0	1	0	
↓	↓	↓	↓	↓	↓	↓	
0	1	0	0	1	0	1	

Note: Verify by conventional complement

## Complementary Method of Subtraction

Involves following 3 steps:

- Step 1: Find the complement of the number you are subtracting (subtrahend)
- Step 2: Add this to the number from which you are taking away (minuend)
- Step 3: If there is a carry of 1, add it to obtain the result; if there is no carry, recompute the sum and attach a negative sign

Complementary subtraction is an additive approach of subtraction

## Complementary Subtraction (Example 1)

**Example:**

Subtract  $56_{10}$  from  $92_{10}$  using complementary method.

**Solution**

Step 1: Complement of  $56_{10}$   
 $= 10^2 - 1 - 56 = 99 - 56 = 43_{10}$

The result may be verified using the method of normal subtraction:

Step 2:  $92 + 43$  (complement of 56)  
 $= 135$  (note 1 as carry)

Step 3:  $35 + 1$  (add 1 carry to sum)

$92 - 56 = 36$

Result = 36



## Complementary Subtraction (Example 2)

### Example

Subtract  $35_{10}$  from  $18_{10}$  using complementary method.

### Solution

$$\begin{aligned} \text{Step 1: Complement of } 35_{10} & \\ &= 10^2 - 1 - 35 \\ &= 99 - 35 \\ &= 64_{10} \end{aligned}$$

$$\begin{array}{r} \text{Step 2: } 18 \\ + 64 \text{ (complement} \\ \hline \phantom{+ 64} \text{ of } 35) \\ \hline 82 \end{array}$$

Step 3: Since there is no carry, re-complement the sum and attach a negative sign to obtain the result.

$$\begin{aligned} \text{Result} &= -(99 - 82) \\ &= -17 \end{aligned}$$

The result may be verified using normal subtraction:

$$18 - 35 = -17$$

## Binary Subtraction Using Complementary Method (Example 1)

### Example

Subtract  $0111000_2$  ( $56_{10}$ ) from  $1011100_2$  ( $92_{10}$ ) using complementary method.

### Solution

$$\begin{array}{r} 1011100 \\ + 1000111 \text{ (complement of } 0111000) \\ \hline \end{array}$$

$$\begin{array}{r} 10100011 \\ \phantom{101000} \left. \begin{array}{l} \phantom{101000} \\ \phantom{101000} \end{array} \right\} \rightarrow 1 \text{ (add the carry of 1)} \\ \hline \end{array}$$

$$\begin{array}{r} 0100100 \\ \hline \end{array}$$

$$\text{Result} = 0100100_2 = 36_{10}$$

## Binary Subtraction Using Complementary Method (Example 2)

### Example

Subtract  $100011_2$  ( $35_{10}$ ) from  $010010_2$  ( $18_{10}$ ) using complementary method.

### Solution

$$\begin{array}{r} 010010 \\ +011100 \text{ (complement of } 100011) \\ \hline 101110 \end{array}$$

Since there is no carry, we have to complement the sum and attach a negative sign to it. Hence,

$$\begin{aligned} \text{Result} &= -010001_2 \text{ (complement of } 101110_2) \\ &= -17_{10} \end{aligned}$$

## Binary Multiplication

Table for binary multiplication is as follows:

$$0 \times 0 = 0$$

$$0 \times 1 = 0$$

$$1 \times 0 = 0$$

$$1 \times 1 = 1$$

## Binary Multiplication (Example 1)

### Example

Multiply the binary numbers 1010 and 1001

### Solution

1010	Multiplicand
x1001	Multiplier
<hr/>	
1010	Partial Product
0000	Partial Product
0000	Partial Product
1010	Partial Product
<hr/>	
1011010	Final Product

(Continued on next slide)

## Binary Multiplication (Example 2)

(Continued from previous slide..)

Whenever a 0 appears in the multiplier, a separate partial product consisting of a string of zeros need not be generated (only a shift will do). Hence,

1010	
x1001	
<hr/>	
1010	
1010SS	(S = left shift)
<hr/>	
1011010	
<hr/>	

## Binary Division

Table for binary division is as follows:

$0 \div 0 =$  Divide by zero error

$0 \div 1 = 0$

$1 \div 0 =$  Divide by zero error

$1 \div 1 = 1$

As in the decimal number system (or in any other number system), division by zero is meaningless

The computer deals with this problem by raising an error condition called 'Divide by zero' error

## Rules for Binary Division

1. Start from the left of the dividend
2. Perform a series of subtractions in which the divisor is subtracted from the dividend
3. If subtraction is possible, put a 1 in the quotient and subtract the divisor from the corresponding digits of dividend
4. If subtraction is not possible (divisor greater than remainder), record a 0 in the quotient
5. Bring down the next digit to add to the remainder digits. Proceed as before in a manner similar to long division

## Binary Division (Example 1)

### Example

Divide  $100001_2$  by  $110_2$

**Solution** 0101 (Quotient)

$110 \overline{) 100001}$	100001	(Dividend)	
<u>110</u>	1	←	Divisor greater than 100, so put 0 in quotient
<u>1000</u>	2	←	Add digit from dividend to group used above
<u>110</u>	3	←	Subtraction possible, so put 1 in quotient
<u>100</u>	4	←	Remainder from subtraction plus digit from dividend
<u>110</u>	5	←	Divisor greater, so put 0 in quotient
<u>1001</u>	6	←	Add digit from dividend to group
<u>110</u>	7	←	Subtraction possible, so put 1 in quotient
<u>11</u>			Remainder

## Additive Method of Multiplication and Division

Most computers use the additive method for performing multiplication and division operations because it simplifies the internal circuit design of computer systems

### Example

$$4 \times 8 = 8 + 8 + 8 + 8 = 32$$

## Rules for Additive Method of Division

- § Subtract the divisor repeatedly from the dividend until the result of subtraction becomes less than or equal to zero
- § If result of subtraction is zero, then:
  - § quotient = total number of times subtraction was performed
  - § remainder = 0
- § If result of subtraction is less than zero, then:
  - § quotient = total number of times subtraction was performed minus 1
  - § remainder = result of the subtraction previous to the last subtraction

## Additive Method of Division (Example)

### Example

Divide  $33_{10}$  by  $6_{10}$  using the method of addition

### Solution:

$$\begin{aligned}
 33 - 6 &= 27 \\
 27 - 6 &= 21 \\
 21 - 6 &= 15 \\
 15 - 6 &= 9 \\
 9 - 6 &= 3 \\
 3 - 6 &= -3
 \end{aligned}$$

Since the result of the last subtraction is less than zero,

Quotient =  $6 - 1$  (ignore last subtraction) = 5

Total subtractions = 6    Remainder = 3 (result of previous subtraction)

## Key Words/Phrases

- § Additive method of division
- § Additive method of multiplication
- § Additive method of subtraction
- § Binary addition
- § Binary arithmetic
- § Binary division
- § Binary multiplication
- § Binary subtraction
- § Complement
- § Complementary subtraction
- § Computer arithmetic